



**Why risk  
a  
serious  
collision?**




**Use  
SMV  
Properly!**

**Why risk  
a  
serious  
collision?**



**Use  
SMV  
Properly!**

**Why risk  
a  
serious  
collision?**



**Use  
SMV  
Properly!**

## It Pays To Be Seen

Farmers are traveling greater distances with farm machinery on the road and those same roads are traveled by an increasing number of motor vehicles. Fewer motorists are from farms. A collision could cost you a serious injury, repairs to equipment, or at least valuable time.

## The Law

Wisconsin statutes require that every farm tractor and self-propelled implement of husbandry which travel 25 mph or under, and any towed implement which obscures the rear of the tractor, have a slow moving vehicle emblem (SMV) attached. A SMV emblem should be clean and visible for 500 feet in daytime conditions. SMV emblems should not be used on gates or posts.

The SMV emblem should be mounted centrally at the rear of the vehicle, securely mounted, unobscured, and 2-6 ft. above the ground, measured from the lower edge of the emblem. It does not replace warning devices like tail lamps, reflectors, or flashing lights.

A faded emblem has limited visibility, and thus will not provide adequate warning. An emblem that is mounted at an angle, bent, curved or dangling greatly reduces its visual effectiveness.

## Is it time for a new SMV?

1. Start by cleaning the SMV emblem.
2. Check the color of your SMV emblem. If the center is not bright orange, but appears light yellow, white, pink, or the metal shows through, it is definitely time for a new SMV.

**The price of a SMV emblem versus the cost of a collision makes the SMV a real deal !**

## It Pays To Be Seen

Farmers are traveling greater distances with farm machinery on the road and those same roads are traveled by an increasing number of motor vehicles. Fewer motorists are from farms. A collision could cost you a serious injury, repairs to equipment, or at least valuable time.

## The Law

Wisconsin statutes require that every farm tractor and self-propelled implement of husbandry which travel 25 mph or under, and any towed implement which obscures the rear of the tractor, have a slow moving vehicle emblem (SMV) attached. A SMV emblem should be clean and visible for 500 feet in daytime conditions. SMV emblems should not be used on gates or posts.

The SMV emblem should be mounted centrally at the rear of the vehicle, securely mounted, unobscured, and 2-6 ft. above the ground, measured from the lower edge of the emblem. It does not replace warning devices like tail lamps, reflectors, or flashing lights.

A faded emblem has limited visibility, and thus will not provide adequate warning. An emblem that is mounted at an angle, bent, curved or dangling greatly reduces its visual effectiveness.

## Is it time for a new SMV?

1. Start by cleaning the SMV emblem.
2. Check the color of your SMV emblem. If the center is not bright orange, but appears light yellow, white, pink, or the metal shows through, it is definitely time for a new SMV.

**The price of a SMV emblem versus the cost of a collision makes the SMV a real deal !**

## It Pays To Be Seen

Farmers are traveling greater distances with farm machinery on the road and those same roads are traveled by an increasing number of motor vehicles. Fewer motorists are from farms. A collision could cost you a serious injury, repairs to equipment, or at least valuable time.

## The Law

Wisconsin statutes require that every farm tractor and self-propelled implement of husbandry which travel 25 mph or under, and any towed implement which obscures the rear of the tractor, have a slow moving vehicle emblem (SMV) attached. A SMV emblem should be clean and visible for 500 feet in daytime conditions. SMV emblems should not be used on gates or posts.

The SMV emblem should be mounted centrally at the rear of the vehicle, securely mounted, unobscured, and 2-6 ft. above the ground, measured from the lower edge of the emblem. It does not replace warning devices like tail lamps, reflectors, or flashing lights.

A faded emblem has limited visibility, and thus will not provide adequate warning. An emblem that is mounted at an angle, bent, curved or dangling greatly reduces its visual effectiveness.

## Is it time for a new SMV?

1. Start by cleaning the SMV emblem.
2. Check the color of your SMV emblem. If the center is not bright orange, but appears light yellow, white, pink, or the metal shows through, it is definitely time for a new SMV.

**The price of a SMV emblem versus the cost of a collision makes the SMV a real deal !**

### UW Center for Agricultural Safety and Health

UW-Extension/Madison  
Dept. of Biological Systems Engineering  
460 Henry Mall ♦ Madison, WI 53706  
ph. 608-262-9336



3/98

### UW Center for Agricultural Safety and Health

UW-Extension/Madison  
Dept. of Biological Systems Engineering  
460 Henry Mall ♦ Madison, WI 53706  
ph. 608-262-9336



3/98

### UW Center for Agricultural Safety and Health

UW-Extension/Madison  
Dept. of Biological Systems Engineering  
460 Henry Mall ♦ Madison, WI 53706  
ph. 608-262-9336



3/98