



Warning!




**Dangers
with
Mower -
Conditioners**

Warning!



**Dangers
with
Mower -
Conditioners**

Warning!



**Dangers
with
Mower -
Conditioners**

Operate with Care

Mower - conditioners must be operated with care because they can inflict serious injury.

- Make certain that all shields are in place and that the equipment is operated at the proper PTO speed.
- Do not allow anyone to ride on the equipment or come near when the cutterbar is operating.
- If the machine plugs or there is a material accumulation, stop before disengaging the PTO. Raise the cutterbar and back up. If you must clear the material manually, put the tractor in park or set the brakes, and turn off the engine.
- Do not allow anyone to come near the back of a conditioner - it could eject stones or other objects at considerable speeds.
- Do not allow anyone around disk mowers - they can eject stones or other objects from the front and the back.
- Mower-conditioners have a reel with tines to move the crop into the conditioning rolls. These tines could hook your clothing and drag your hand, foot or body into the cutterbar and conditioning rolls. Therefore, stay clear of moving parts and always turn the engine off before cleaning or adjusting the machine.

Operate with Care

Mower - conditioners must be operated with care because they can inflict serious injury.

- Make certain that all shields are in place and that the equipment is operated at the proper PTO speed.
- Do not allow anyone to ride on the equipment or come near when the cutterbar is operating.
- If the machine plugs or there is a material accumulation, stop before disengaging the PTO. Raise the cutterbar and back up. If you must clear the material manually, put the tractor in park or set the brakes, and turn off the engine.
- Do not allow anyone to come near the back of a conditioner - it could eject stones or other objects at considerable speeds.
- Do not allow anyone around disk mowers - they can eject stones or other objects from the front and the back.
- Mower-conditioners have a reel with tines to move the crop into the conditioning rolls. These tines could hook your clothing and drag your hand, foot or body into the cutterbar and conditioning rolls. Therefore, stay clear of moving parts and always turn the engine off before cleaning or adjusting the machine.

Operate with Care

Mower - conditioners must be operated with care because they can inflict serious injury.

- Make certain that all shields are in place and that the equipment is operated at the proper PTO speed.
- Do not allow anyone to ride on the equipment or come near when the cutterbar is operating.
- If the machine plugs or there is a material accumulation, stop before disengaging the PTO. Raise the cutterbar and back up. If you must clear the material manually, put the tractor in park or set the brakes, and turn off the engine.
- Do not allow anyone to come near the back of a conditioner - it could eject stones or other objects at considerable speeds.
- Do not allow anyone around disk mowers - they can eject stones or other objects from the front and the back.
- Mower-conditioners have a reel with tines to move the crop into the conditioning rolls. These tines could hook your clothing and drag your hand, foot or body into the cutterbar and conditioning rolls. Therefore, stay clear of moving parts and always turn the engine off before cleaning or adjusting the machine.

UW Center for Agricultural Safety and Health



UW-Extension/Madison
Dept. of Biological Systems Engineering
460 Henry Mall ♦ Madison, WI 53706
ph. 608-262-9336

3/98

UW Center for Agricultural Safety and Health



UW-Extension/Madison
Dept. of Biological Systems Engineering
460 Henry Mall ♦ Madison, WI 53706
ph. 608-262-9336

3/98

UW Center for Agricultural Safety and Health



UW-Extension/Madison
Dept. of Biological Systems Engineering
460 Henry Mall ♦ Madison, WI 53706
ph. 608-262-9336

3/98